

FOUNDATION COURSE I

SYLLABUS

Semester I

Unit - 1 : Overview of Indian Society

Understand the multi-cultural diversity of Indian society through its demographic composition: population distribution according to religion, caste, and gender;

Appreciate the concept of linguistic diversity in relation to the Indian situation;

Understand regional variations according to rural, urban and tribal characteristics;

Understanding the concept of diversity as difference.



SYLLABUS

Semester I

Unit - 2 : Concept of Disparity - 1

Understand the concept of disparity as arising out of stratification and inequality;

Explore the disparities arising out of gender with special reference to violence against women, female foeticide (declining sex ratio), and portrayal of women in media;

Appreciate the inequalities faced by people with disabilities and understand the issues of people with physical and mental disabilities.



SYLLABUS

Semester I

Unit - 3 : Concept of Disparity - 2

Examine inequalities manifested due to the caste system and inter-group conflicts arising thereof;

Understand inter-group conflicts arising out of communalism;

Examine the causes and effects of conflicts arising out of regionalism and linguistic differences.



SYLLABUS

Semester I

Unit - 4 : The Indian Constitution

Philosophy of the Constitution as set out in the Preamble;

The structure of the Constitution - the Preamble, Main Body and Schedules;

Fundamental Duties of the Indian Citizen; tolerance, peace and communal harmony as crucial values in strengthening the social fabric of Indian society;

Basic features of the Constitution.



SYLLABUS

Semester I

Unit - 5 : Significant Aspects of Political Processes (10 Lec.)

The party system in Indian politics;

Local self-government in urban and rural areas;

The 73rd and 74th Amendments and their implications for inclusive politics;

Role and significance of women in politics.





Unit I

Overview of Indian Society

<https://youtu.be/adZc-IWc9IA>

India is a Multicultural society



UNITED WE STAND

RELIGION

Hinduism

Jainism

Buddhism

Sikhism

Islam

Christianity

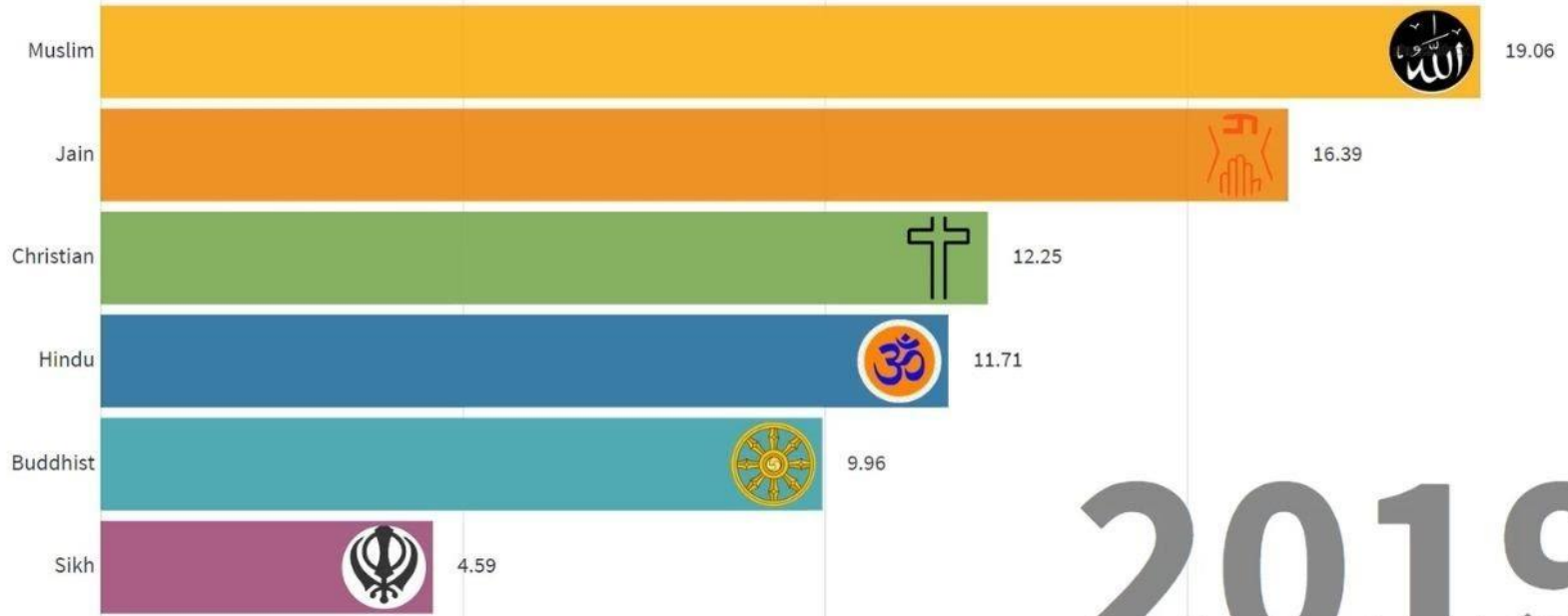
Judaism

Zoroastrianism

. Multi Religion



Population Growth - Religion (1950 - 2020)



2019

2. Multi Lingual

Estimated 1652 languages and dialects




Most Widely Spoken Indian Languages

Languages by Number of Native Speakers



3. Caste System

1. Brahim
2. Kshatriya
3. Vaishya
4. Shudra



4. Intra group Culture Differences



Indian Cuisine



Muslim , Hindu, Sikh, Christian, Tamil, Bengali, Buddhist, Gujarati bridal wear






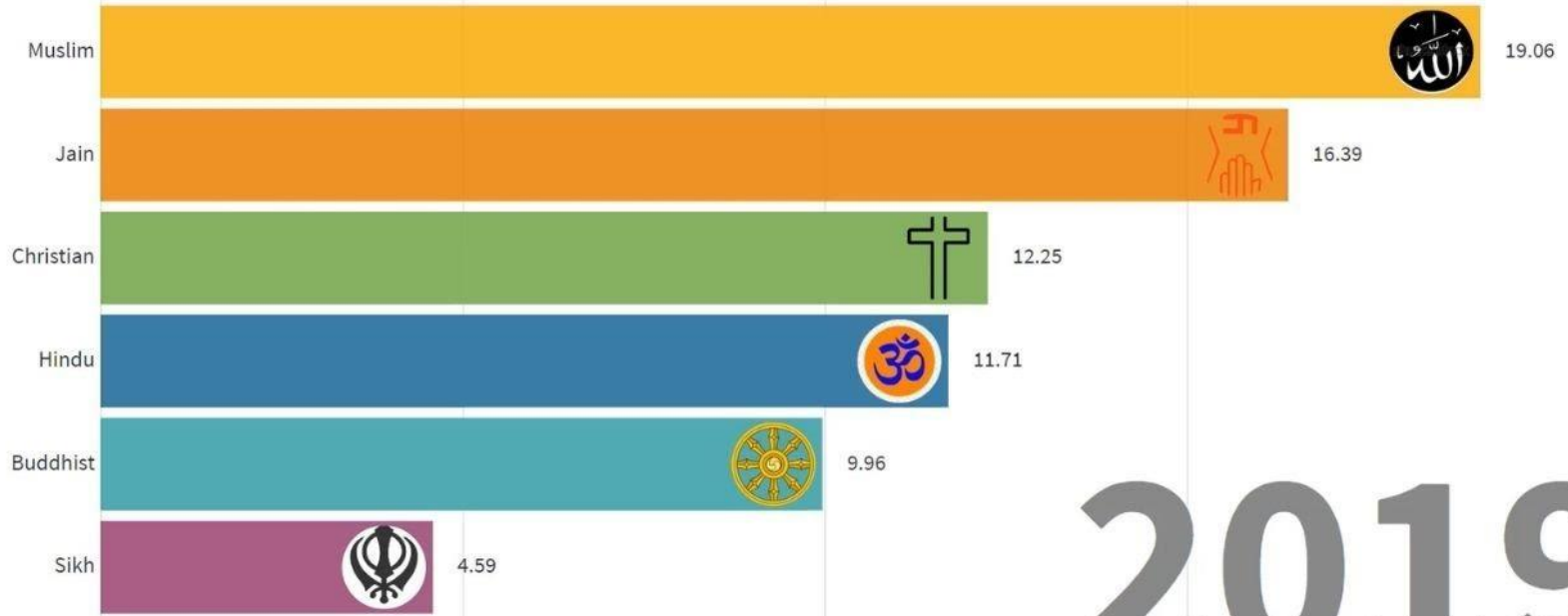
5. Influence of Western Culture



Religion wise composition of Population in India



Population Growth - Religion (1950 - 2020)



2019

1. Hinduism

Holy book of Hindus – **Bhagavad Gita**


Four main Values – **Dharma, Artha, Kama and Moksha**

Dharma – Virtues, right and wrong, fulfil duties

Artha – desire for power and wealth

Kama – desire for pleasure

Moksha – liberation




2. Islam

<https://youtu.be/sqnAD3elOiA>


- **Not believe in idol worship**
- **Prophet Mohammed – Greatest Prophet**

- **Koran – holy book**
- **Belief in Allah**
- **Prayers five times**
- **Giving alms**
- **Fasting for month – Ramzan**
- **Pilgrimage to Mecca**



3. Chistianity

Gained roots after Portuguese
Holy book – Bible



© Can Stock Photo



4. Sikhism

<https://youtu.be/BNh7QNRUVp0>

Founder - **Guru Nanak**

Holy book – **Guru Granth Sahib**

5 religious symbols



Kesh - hair

Kangha – comb

Kara – bracelet

Kirpan – sword

Kaccha – shorts



5. Buddihism


Follow Lord Gautam Buddha

Holy book – Tripitaka

Causes of dukkha is desire

Noble Eightfold path

1. Right view
2. Right intention
3. Right speech
4. Right action
5. Right livelihood
6. Right effort
7. Right Mindfulness
8. Right concentration




6. Jainism

- Follow preaching of **Lord Mahavira**
- **Digambar** and **Shwetamber** are two sects of Jainism.

Three Jewels

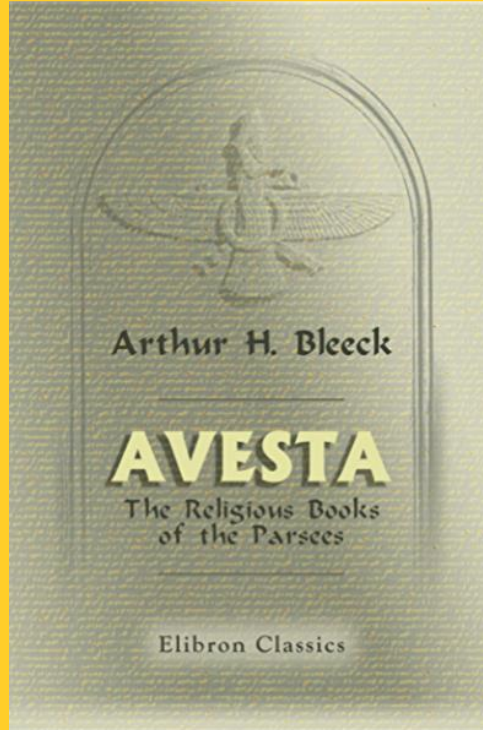
1. **Samyak Darshan – Right perception**
2. **Samyak Jnana- Right knowledge**
3. **Samyak Chritra – Right Conduct**

जैन धर्म



7. Zoroastrianism (Parsees)

- Follow preaching of **Zoroaster**
- Holy book – **Zend Avesta**
- Small Minority



All India Religion Census Data 2011

| Religion | Percent | Estimated | State Majority |
|----------------|----------|--------------|----------------|
| All Religion | 100.00 % | 121 Crores | 35 |
| Hindu | 79.80 % | 96.62 Crores | 28 |
| Muslim | 14.23 % | 17.22 Crores | 2 |
| Christian | 2.30 % | 2.78 Crores | 4 |
| Sikh | 1.72 % | 2.08 Crores | 1 |
| Buddhist | 0.70 % | 84.43 Lakhs | - |
| Jain | 0.37 % | 44.52 Lakhs | - |
| Other Religion | 0.66 % | 79.38 Lakhs | - |
| Not Stated | 0.24 % | 28.67 Lakhs | - |

<https://www.census2011.co.in/religion.php>

Highlights

Population and related statistics

1. As per Census 2011, the population of India is more than 121 Crore with 48.5% females, 949 female to 1000 males in rural India against 929 females to 1000 males in urban India.
2. The gap in sex ratio in rural and urban India is decreasing over the decades.
3. The States like Kerala, Puducherry, Tamil Nadu have better sex ratio while the Daman & Diu has sex ratio less than 700.
4. There are 918 females to 1000 males in the age-group 0-6 years, the disparity is high in sex ratio of rural & urban area existing in Daman & Diu and Gujarat, these state/UT are having less females as compared to males in urban Area.
5. In the last decade, state/UTs of Arunachal Pradesh, Chandigarh, Mizoram and Delhi have improved the sex ratio substantially, but sex ratio has worsened in major states/UTs like Dadar Nagar Haveli, Daman and Diu.
6. The Sex Ratio is least for the Girl Child (0-19 Years) but 1033 females over 1000 males in the age group of 60+ indicating a threat of less economic activity by a sizable population. The economically active age group (15-59) has 944 females to 1000 males.
7. As per 2016, Civil Registration System, the sex ratio at birth is highest in Sikkim followed by Andaman & Nicobar Islands. The lowest sex ratio at birth is observed in Andhra Pradesh and Rajasthan.
8. As per 2016 Sample Registration System of RGI, the woman mean age at marriage is highest in Jammu and Kashmir followed by Delhi, Himachal Pradesh and Punjab.

Health

Activate Windows
Go to Settings to activate Windows.

Linguistic Diversity in India

- Constitution of India recognized **22 Major languages.**
- **1652 languages and dialects**
- **Follow three language policy**

<https://youtu.be/MpPJ4Rr-5SQ>



Most Widely Spoken Indian Languages

Languages by Number of Native Speakers



STATEMENT - 4

SCHEDULED LANGUAGES IN DESCENDING ORDER OF SPEAKERS' STRENGTH - 2011

| S. No. | Language | Persons who returned the language as their mother tongue | Percentage to total population |
|--------|-----------|--|--------------------------------|
| 1 | 2 | 3 | 4 |
| 1 | Hindi | 52,83,47,193 | 43.63 |
| 2 | Bengali | 9,72,37,669 | 8.03 |
| 3 | Marathi | 8,30,26,680 | 6.86 |
| 4 | Telugu | 8,11,27,740 | 6.70 |
| 5 | Tamil | 6,90,26,881 | 5.70 |
| 6 | Gujarati | 5,54,92,554 | 4.58 |
| 7 | Urdu | 5,07,72,631 | 4.19 |
| 8 | Kannada | 4,37,06,512 | 3.61 |
| 9 | Odia | 3,75,21,324 | 3.10 |
| 10 | Malayalam | 3,48,38,819 | 2.88 |
| 11 | Punjabi | 3,31,24,726 | 2.74 |
| 12 | Assamese | 1,53,11,351 | 1.26 |
| 13 | Maithili | 1,35,83,464 | 1.12 |
| 14 | Santali | 73,68,192 | 0.61 |
| 15 | Kashmiri | 67,97,587 | 0.56 |
| 16 | Nepali | 29,26,168 | 0.24 |
| 17 | Sindhi | 27,72,264 | 0.23 |
| 18 | Dogri | 25,96,767 | 0.21 |
| 19 | Konkani | 22,56,502 | 0.19 |
| 20 | Manipuri | 17,61,079 | 0.15 |
| 21 | Bodo | 14,82,929 | 0.12 |
| 22 | Sanskrit | 24,821 | N |

N - Stands for negligible.

Language Families in India

Indo Aryan Family of languages (Northern and Western India)

- Hindi
- Marathi
- Bengali
- Urdu
- Gujarati
- Punjabi
- Sindhi
- Konkani
- Rajasthani
- Bihari
- Assamese

Dravidian Family of Languages (Southern India)


- Kannada
- Malayalam
- Tamil
- Telgu
- Tulu

Sino Tibetan Family of languages (North Bihar, Bengal, Assam)

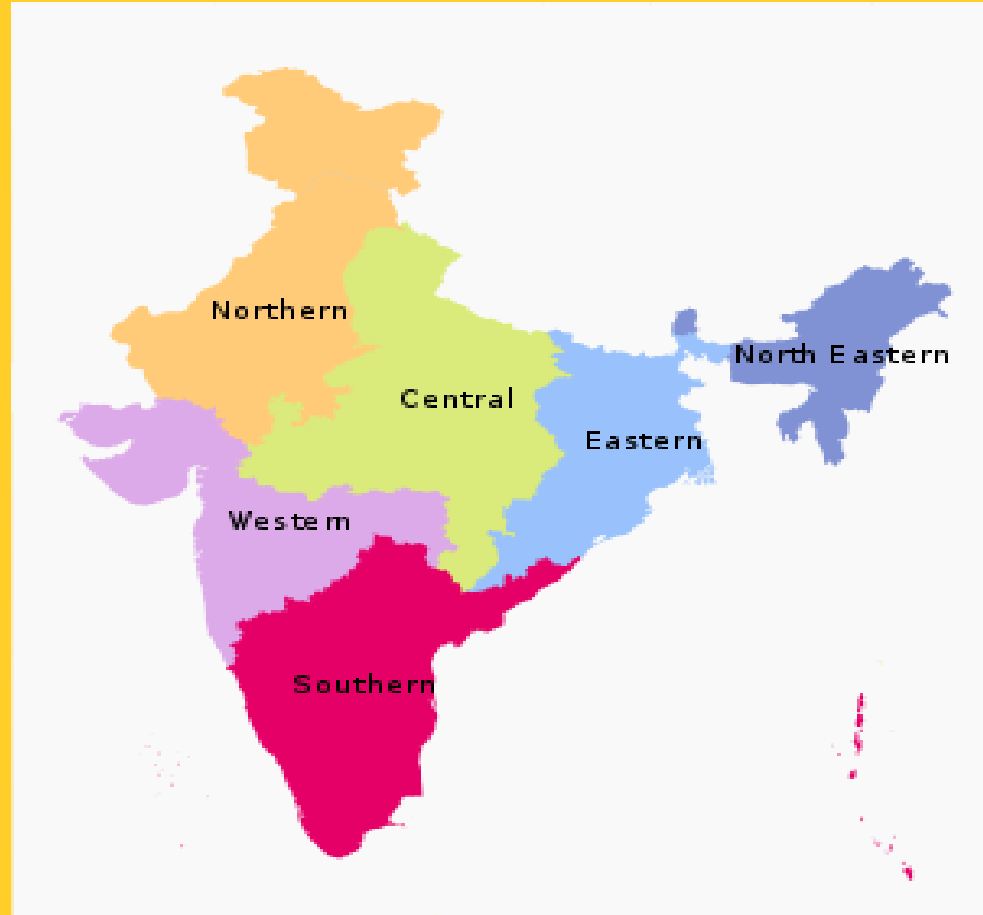
- Sikkimese
- Ladakhi
- Sherpa
- Bodo
- Manipuri
- Tirupuri

Austric languages (Central and eastern India)

- Santhali
- Mundari



Regional wise composition of Population in India



1. Literacy Rate

LITERACY LEVEL

| TODAY | | 2020 | |
|-------|-----------------------|------|------------------------|
| 1 | Kerala 90.9 | 1 | Mizoram 95.15 |
| 2 | Mizoram 88.5 | 2 | Kerala 92.76 |
| 3 | Goa 82.3 | 3 | Goa 90.76 |
| 4 | Delhi 81.8 | 4 | Maharashtra 90.51 |
| 5 | Pondicherry 81.5 | 5 | Delhi 90.12 |
| 6 | Maharashtra 77.3 | 6 | Pondicherry 90.11 |
| 7 | Himachal Pradesh 75.9 | 7 | Himachal Pradesh 89.83 |
| 8 | Tripura 73.7 | 8 | Tripura 88.40 |
| 9 | Tamil Nadu 73.5 | 9 | Tamil Nadu 86.62 |
| 10 | Punjab 70.0 | 10 | Sikkim 85.02 |

<https://theceo.in/the-ceo-magazine/tcm-special/india-its-literacy-the-sun-is-shining/>



2. Birth Rate and Death Rate

High – Bihar. MP, Rajasthan

Low – Kerala , AP, Tamil Nadu

3. Urbanization

High – Goa Mizoram

Low – Mp, Bihar

4. Poverty

Highest – Orissa , Bihar MP

Lower _ Goa, J & K , punjab



5. Infrastructure Development

Low – Bihar, Mp, Rajasthan and UP

6. Level of Unemployment

High – Kerala , Goa , Tamil Nadu

Low – Orissa, Bihar, MP

7. Industrialisation

Highest – Maharashtra, Gujrat, Tamil Nadu

Lower – kerala, AP



8. Income Inequalities

Bihar, Mp , Up

https://youtu.be/_E87V0mWPQA

9. Gender Ratio

High – Kerala

Low – Haryana

<https://youtu.be/HWttLz7Dims>



Rural Characteristics



1.Caste system

2.Intimate Relations

3. Occupation

Brahmans belong to the highest caste. They are priests and **scholars**.



Kshatriyas are **soldiers** and **warriors**.



Vaisiyas are **merchants** and **professionals**.



Sudras are the lowest caste. They are **labourers** and **servants**.



4. Status of Women

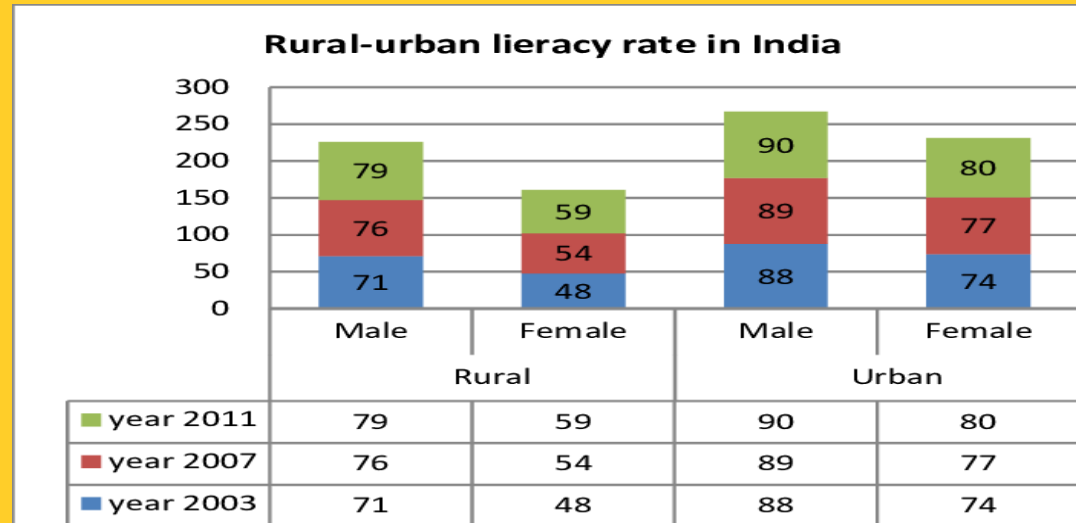
5. Location pattern



6. Literacy



7. Size of population



8. Conservative Attitude



9. Media Exposure



Urban Characteristics



1. Social Heterogeneity

3. Secondary Relations

3. Occupation



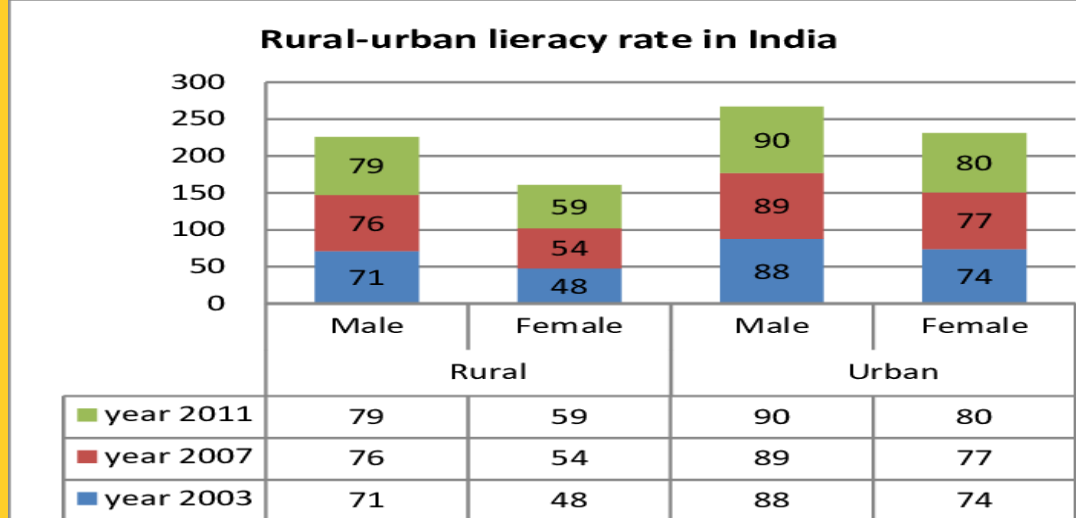
4. Status of Women



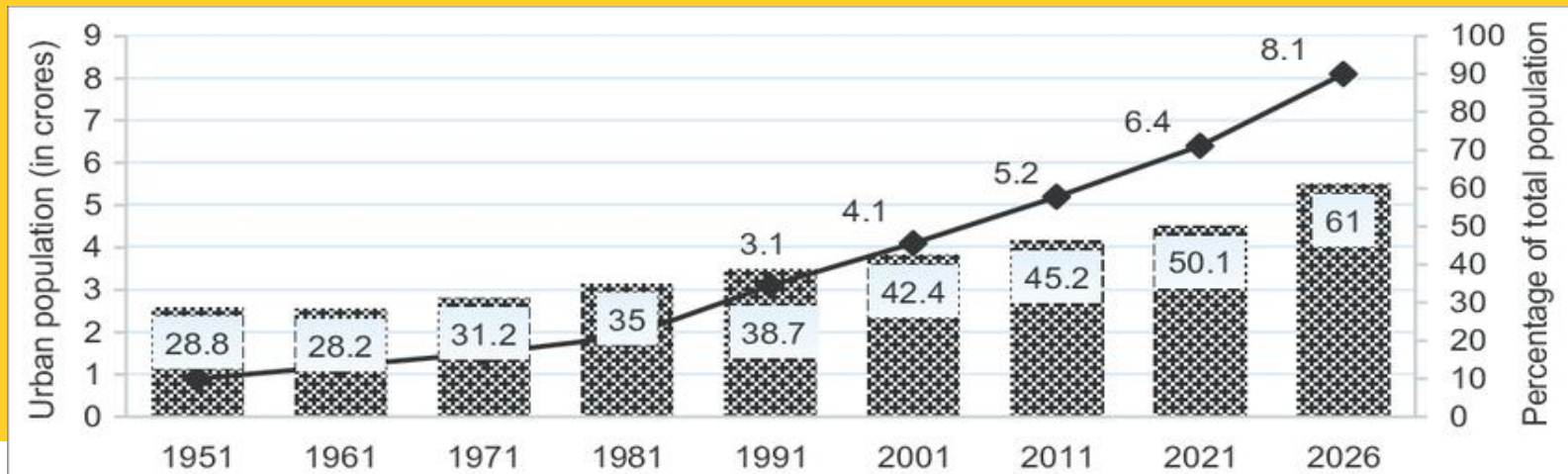
5. Location pattern



6. Literacy



7. Size of population



8. Social Mobility



9. Media Exposure

<https://www.statista.com/statistics/278407/number-of-social-network-users-in-india/>



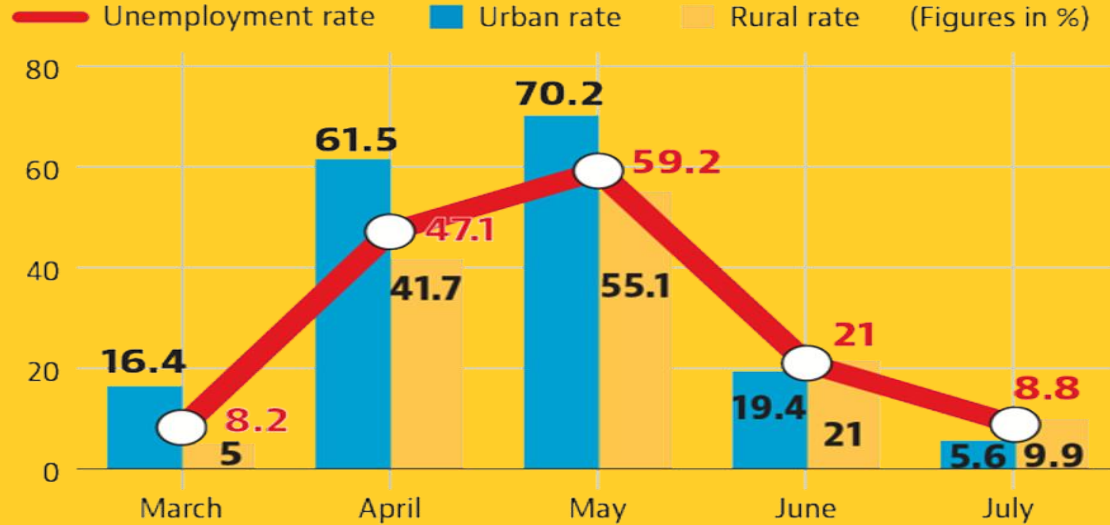
Love Vivah
India's 1st Matrimonial Platform linked with Aadhaar



10. Unemployment

EMPLOYMENT IN LOCKDOWN

Economists say unlock relaxations and Kharif season helped reduce unemployment rate



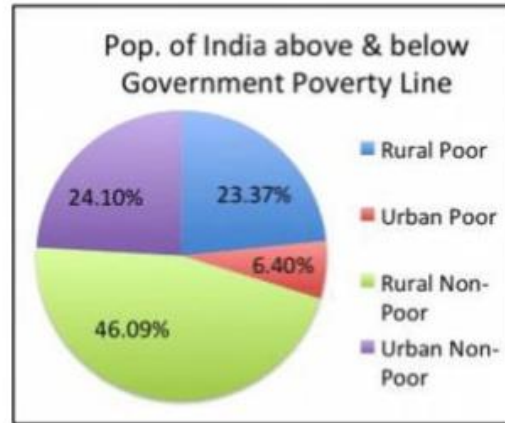
(Source: Centre for Monitoring Indian Economy (CMIE) Website)



11. Poverty


12. Problems in Urban Popula

POPULATION ABOVE & BELOW POVERTY LINE



- Government of India poverty line number assumes:
- income of less than INR 32 per day in urban areas and INR 26 per day in rural areas and accounts for 30% of the total population.

12. Problems in Urban Population



Tribal Characteristics



Features of Tribal

1. Common Territory

- Naga in Nagaland
- Khasis in Assam
- Bhils in Madhya Pradesh

2. Common Name

Gond – Largest one

Bhils – Second Largest

Naga

Limbu

Munda




Features of Tribal

3. Common Language

4. Common Culture

5. Endogamous Group



Features of Tribal

6. Religion



7. Occupation



8. Caste System



Features of Tribal


9. Status of Women




Diversity as Difference



1. Pride in Cultural Heritage



2. Inter cultural influence



3. Communal Harmony



4. Rich Taste of Diverse Culture



5. Promotes Humanistic Values at workplace



6. Exchange of innovative ideas



